

IMPORTANT INFORMATION

- You should only apply the minimum amount of vacuum pressure necessary to achieve an erection. If you pump for too long you will possibly bruise your penis and cause discomfort.
- Do not leave a constriction ring on for more than 30 minutes, doing so could cause permanent damage to your penis.
- Wait at least 1 hour between uses.
- Do not use if you have decreased sensation or pain in the penis.
- Ensure you have the strength to remove the constriction ring when required, or that you have someone with you to help if necessary.
- Do not use the Maxhim® Manual Erection Vacuum Pump when under the influence of alcohol or drugs.
- Stop using immediately if pain occurs.
- Not suitable for those with Sickle Cell Disease.
- Do not use if you are taking large quantities of aspirin or blood thinners as they increase the likelihood of bruising and haematoma.
- Please note, blood vessels may break during use.
- Consult your physician before use if you have recently had a penile implant removed.
- If you have any concerns at all, consult a physician prior to use.

Maxhim®

Intimate Essentials for Men



MAXHIM® ERECTION RINGS

Made of soft and flexible silicone, skin-safe and water-based lubricant compatible.



MAXHIM® PENIS EXTENDER

Comfortably extend the length of your penis with our medically approved device.

Shop now at
www.stressnomore.co.uk

CAN WE HELP?

If you experience issues or have any questions at all, please do not hesitate to contact our expert customer services team.

Email: sales@StressNoMore.co.uk

Telephone: **+44 (0)1482 496 931** (Mon to Fri: 8am - 6pm & Sat: 9am - 3:30pm) GMT.

Maxhim®

Intimate Essentials for Men



Maxhim® Manual Erection Vacuum Pump Instructions for Use

WELCOME TO MAXHIM®

Thank you for choosing Maxhim®. Your Maxhim® Manual Erection Vacuum Pump is a medically approved device that helps you comfortably achieve an erection in as little as 20 seconds and, with the help of a constriction ring, sustain it for 30 minutes.

Reclaim your confidence with Maxhim®.

Please read this full booklet before first use.

CONTENTS



- A** Pump cylinder
- B** Ring ejector
- C** Mounting cone
- D** Constriction rings x 4
- E** Seal rings x 2
- F** Manual pump

1

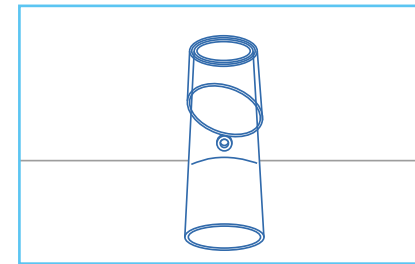
INSTRUCTIONS FOR USE

STEP 1. Ensure all parts of the Maxhim® Manual Erection Vacuum Pump are clean and dry prior to use. We recommend trimming or fully removing pubic hair around the base of the penis prior to use, this will ensure a proper seal between the pump and the base of the penis.

All parts may be washed with warm soapy water before and after use.

STEP 2.

Place the pump cylinder (A) on a flat surface with the narrowest end facing upwards and place the ring ejector (B) over the pump cylinder with the slanted end facing downward.

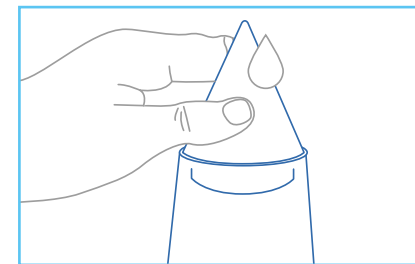


STEP 3.

Insert the mounting cone (C) on the pump cylinder with the pointed end facing upwards.

Lightly lubricate the mounting cone.

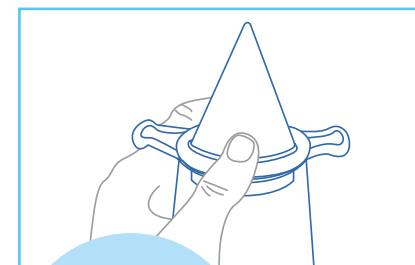
Maxhim® MAXPRO Gel is specially formulated for use with all products in the Maxhim® range



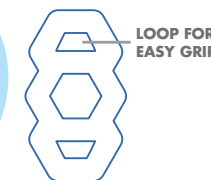
STEP 4.

Select a constriction ring (D) from the 4 available. Use the largest one that will hold your erection whilst also providing enough constriction to prevent blood leaving the penis. Never wear a ring that feels too tight as you could damage your penis.

Slide the constriction ring down over the mounting cone until it sits on the pump cylinder.



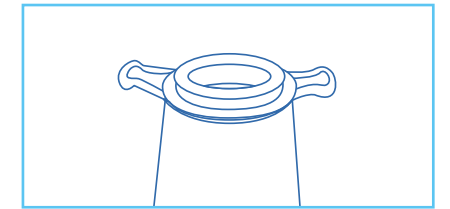
If you find it difficult to handle the regular ring, try our **Maxhim® Hex Constriction Rings**.



2

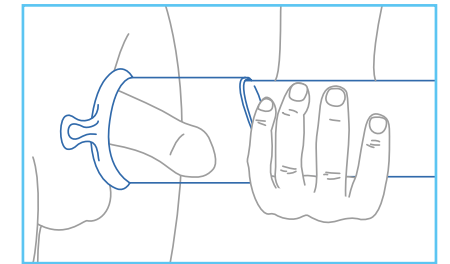
STEP 5.

Remove the mounting cone and in its place put a seal ring (E). There are two different sized seal rings to choose from, select the one that your erect penis will easily fit through.



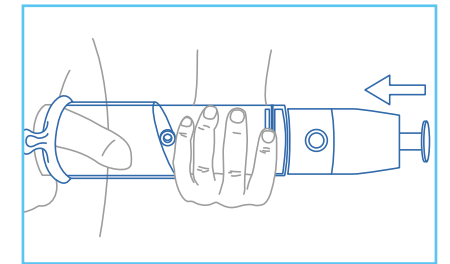
STEP 6.

Place the pump cylinder over your penis. The end with the constriction ring on it should be closest to the body.



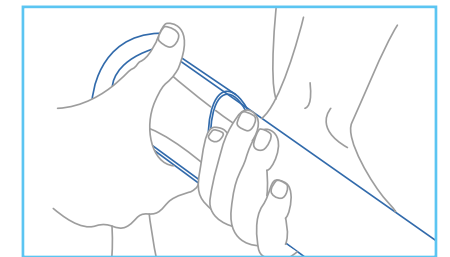
STEP 7.

Twist the manual pump (F) into the end of the cylinder. Push the pump handle fully down and count to 10. This will allow time for the blood to flow fully into the penis. Push the pump down as many times as required until you have achieved an erection, counting to 10 each time.



STEP 8.

When an erection has been achieved, twist the ring ejector to simultaneously break the suction seal and push the constriction ring off the pump cylinder and onto the base of the penis.

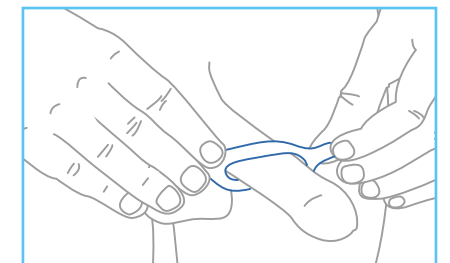


STEP 9.

Leave the constriction ring in place during intercourse.

STEP 10.

Remove the constriction ring after intercourse using the small handles on either side.



3